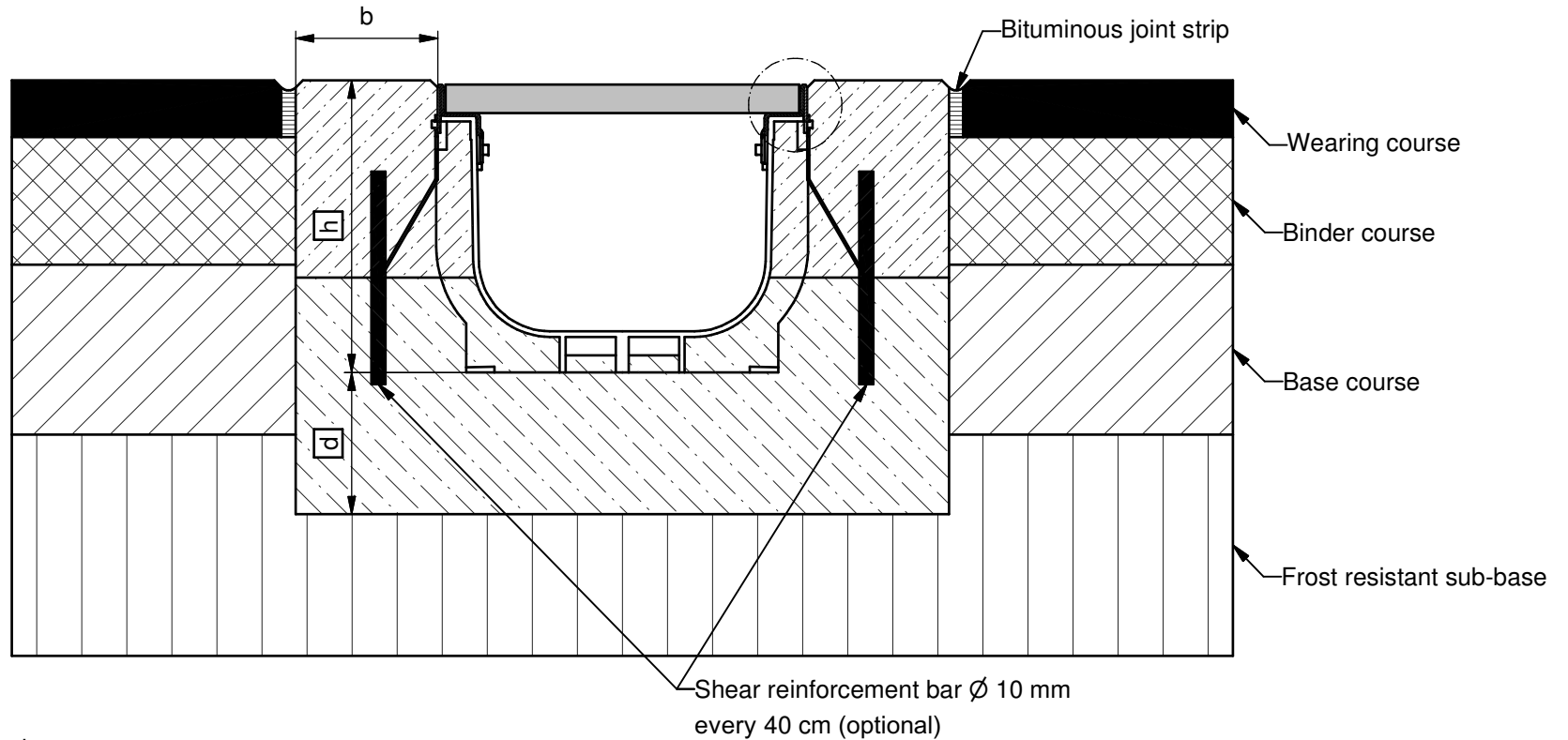
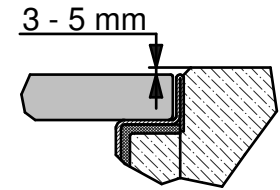



Installation example
Asphalt cl. C 250 - E 600



* h = Channel height plus overhang

Category according to EN 1433 / DIN V 19580	A 15	B 125	C 250	D 400**	E 600	F 900	Applying to following channel systems: RECYFIX SUPER KS 100, 150, 200, 300	
Foundation: with b / thickness d / height h (in cm)			10 / 15 / *	15 / 15 / *	15 / 20 / *			
The named concrete quality is a minimum quality								
EN 206-1 / DIN 1045-2	without danger of frost on the lateral support		C 30/37 XF4	C 30/37 XF4	C 30/37 XF4			
	with danger of frost on the lateral support		C 25/30 XF1	C 25/30 XF1	C 25/30 XF1			
The installation examples / advise constantly are adapted to the technical conditions. With new editions older expenditures lose their validity. Before planning or installation please verify the current version at www.hauraton.com	Condition: 22.02.2007			Our general installation instructions apply.		Surface: Asphalt	 Werkstraße 13 76437 Rastatt Germany Tel. +49 (0) 72 22 9 58-0 Fax. +49 (0) 72 22 9 58-100 info@hauraton.com	
	Description: RF-KS-200 Typ 010_Einbau Klasse E 600 in Asphalt_GB							
	Drawing-no.: C:\pdmwe\inventor\2007\05\0\0000014771.idw							

** In Class D 400 not for use across the carriageway of highways or motorways in moving traffic. For this application we recommend our channel systems FASERFIX TRAFFIC SUPERBLOC or FASERFIX TRAFFIC GUGIBLOC